


BLUE PETER Series®

Flexible Surface RTDs and Thermocouples



FEATURES

- Easy to install
- Broad offering of standard configurations
- Available in custom sizes & sensor element types
- Choice of Thermocouple or RTD element
- Can be mounted after repair or rebuild

APPLICATIONS

- Electric Motors
- Generators

DESCRIPTION

BLUE PETER Series® surface mount temperature sensors with a flexible body allow monitoring of objects with complex contours and shapes. These are especially well suited for monitoring motor end turns, conduit runs, motor housings and other areas where probe type, embedded or other invasive style temperature sensors might be awkward to mount without affecting equipment integrity.

Available in your choice of either a Kapton® or Silicone Rubber body, these sensors can be mounted almost anywhere that temperatures do not exceed 250°C (482°F).



BLUE PETER Series® flexible surface sensors work very well here in monitoring DC Field Coil temperatures.

Kapton® is very light weight and especially resistant to tearing, cracking or cuts. Kapton® is an organic polymer providing high levels of resistance to many solvents, oils, radiation and fungus. Standard bonding methods can be applied. Being somewhat transparent adds to Kapton's versatility.

Sensors with silicone rubber bodies are rugged, moisture and chemically resistant and are easily bonded or cemented to the surface desired.




Sensor with silicone rubber body pictured above inserted near EndTurn of windings.

When the exact location of a change in temperature on sensitive equipment is difficult, or even impossible, to predict, the **BLUE PETER Series®** line offers a solution. To satisfy these needs, we offer both "Spot" and "Averaging" styles of RTD sensors.

These special 'expanded sensing area' RTD sensors are very useful.




Also see: www.bluepeterseries.com



an enterprise of
ILLICA Group, LLC
475 Silver Street
Poca, WV 25159 USA

Phone 304-776-9370
Fax 304-776-9464

PRODUCT SELECTION GUIDE

| Select SENSOR TYPE | |
|---|---|
| <p>A = Pt 100 RTD (385), ±0.5% @ 0°C B = Pt 100 RTD (392), ±0.5% @ 0°C C = Cu 10 RTD ±0.2% @ 25°C, D = Ni 120 RTD ±0.5% @ 0°C</p> <p>F = Pt 100 RTD (385), ±0.5% @ 0°C G = Pt 100 RTD (392), ±0.5% @ 0°C H = Cu 10 RTD ±0.2% @ 25°C, L = Ni 120 RTD ±0.5% @ 0°C</p> <p>E = "E" Thermocouple J = "J" Thermocouple K = "K" Thermocouple T = "T" Thermocouple</p> |  "Averaging" RTD Sensor Element  "Spot" Thin Film RTD Element  "Dot" Thermocouple Element |
| Select Body DIMENSIONS | |
| <p>Length 1= 1.25" 2= 1.5" 3= 2.0" 4= 4.0" 5= 1.25"</p> <p>Width 0.375" 0.75" 0.375" 0.375" 0.5"</p> <p>Thickness (approx) 0.05" 0.05" 0.05" 0.05" 0.05"</p> | |
| Select Body Material & Backing | |
| <p>A = Kapton® with plain backing B = Kapton® with adhesive backing C = Silicone Rubber with plain backing D = Silicone Rubber with adhesive backing</p> | |
| Select Leadwire Configuration <i>(Standard wire is 26AWG)</i> | |
| <p>for RTDs for Thermocouples</p> <p>1J= 2-wire 2-wire Grounded 2J= 3-wire 2-wire Ungrounded</p> | |
| Select Code for Leadwire Protective Insulation | |
| <p>T = Teflon® Individual Leads R = Teflon® with Silicon Rubber Outer</p> | |
| Specify Leadwire LENGTH in Inches <i>(i.e. 36"=036, 12"=120) (Standard length is 36")</i> | |
| <p>↓ ↓ ↓ ↓ ↓ ↓</p> <p>A 3 C 2J R 036</p> | <p>Example: Pt 100(385), ±0.5% @ 0°C, 3 wire RTD, Silicone Rubber body 2"L x 0.375"W x 0.05"T, with 36 " leadwires with PTFE Insulation encapsulated in Silicone Rubber</p> |

Contact us if you need a size you do not see.

Kapton® and Teflon® -DuPont Registered Tradenames
 BLUE PETER Series® -ILLICA Group Registered Tradename



STATOR RTDs and Thermocouples accurately measure the temperature of windings in electric motors and generators. Of the highest quality, **BLUE PETER Series®** products meet specifications defined by ANSI C50.10-1990. Color coded for easy 'first glance' identification, each sensor body also is clearly marked with the item catalog number and description.




Bolt-on SURFACE sensors are designed to be mechanically attached to a housing or conduit. They are extremely rugged and resistant to vibration. They also respond very quickly to even minor changes in temperature.



EMBEDDED BEARING temperature sensors are also included in the **BLUE PETER Series®** line. Small in size, these sensors hold up well to vibration and rapid temperature changes. Models are available in various different case styles and can be supplied with either Thermocouple or RTD elements.

PROBE STYLE BEARING temperature sensors range from cuttable stainless steel shafted bodies to Bearing sensors which are supplied with a complete thermowell body and head. They can also be supplied with a built in temperature transmitter. Probes have rapid responding Copper Tips.



BLUE PETER *A flag with a blue background and white square in the center, hoisted as a signal that the ship is about to sail. Peter is a corruption of the French partir (leave or notice of departure). The flag is hoisted to give notice to the town that any person having a money-claim may make it before the ship starts, and that all about to sail are to come on board.*